

PBWS ZPRO Folded postbase

PBWS is single-piece, non-welded post base for connecting timber to concrete. An engineered solution manufactured in Denmark, this connector requires less steel than a traditionally designed post base.

Ominaisuudet

Material

Steel:
S250GD + ZPRO
Corrosion protection:
ZPRO coating - corresponding to a zinc layer of approx. 55 µm

Benefits

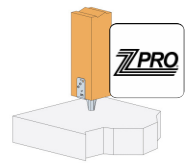
- Light and easy to handle
- No pre-drilling required
- Reduced environmental impact due to material reduction
- Flexible fastening options
- Manufactured in Denmark

Features

Built to last, the surface of the PBWS is protected using our ZPRO coating for improved resistance to corrosion compared with conventionally coated galvanised steel. This makes the PBWS a good choice for a wide variety of outdoor projects including pergolas, decking, car ports, fencing and sheds. Optional hole patterns mean it can be fastened to the timber post using either 4 x CSA connector screws or 2 x SSH Hex Head screws, no pre-drilling is required. Reduced Environmental Impact PBWS offers the same load-rated capacity as standard post bases, yet due to it's unique folded build, requires up to half as much steel material to produce, making it better for the environment and easier to handle.

Extend the life of outdoor structures

Our innovative ZPRO coating provides additional corrosion resistance for structural steel connections typically used in outdoor settings such as car ports and gardens. It provides the same protection against the elements as a hot dip galvanised coating (corrosion category C3 EN ISO 12944) however ZPRO has a much neater, shinier finish.

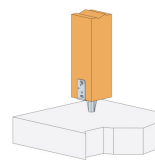


PBWS installed using 4 x CSA connector screws.

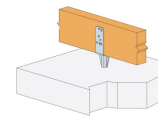


PBWS installed using 2 x SSH hex head screws.

PBWS post installation using 4 x CSA connector screws.



PBWS post installation using 2 x SSH hex head screws.



PBWS beam installation using 2 x SSH hex head screws.



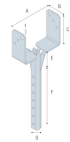
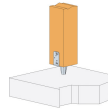
PBWS installed using 4 x CSA connector screws.



PBWS installed using 2 x SSH hex head screws.

PBWS ZPRO Folded postbase

Technical Data



Product dimensions

PBWS post installation using 2 x SSH hex head screws.

Tuotenro	DB nr.	NOBB nr.	Product dimensions [mm]							Top part holes	
			A	B	C	E	F	G	t	Ø5	Ø8,5
PBWS45Z	2171209	-	45	40	99.5	50	150	22	3	4	2
PBWS48Z	-	-	48	40	98	50	150	22	3	4	2
PBWS70Z	2171210	-	70	40	87	50	150	22	3	4	2
PBWS73Z	2171211	-	73	40	85.5	50	150	22	3	4	2
PBWS90Z	2171212	-	90	40	77	50	150	22	3	4	2
PBWS98Z	-	-	98	40	73	50	150	22	3	4	2
PBWS100Z	2171194	-	100	40	72	50	150	22	3	4	2

Product capacities

Tuotenro	Product capacities - Timber to Concrete				
	Fasteners		Characteristic capacities - Timber C24 [kN]		
	On post		R1,k	R2,k	
	Qty	Type			
PBWS45Z	4	CSA5,0x40Z	20.2	2,1/kmod	
PBWS48Z	4	CSA5,0x40Z	20.2	2,1/kmod	
PBWS70Z	4	CSA5,0x40Z	20.2	2,1/kmod	
PBWS73Z	4	CSA5,0x40Z	20.2	2,1/kmod	
PBWS90Z	4	CSA5,0x40Z	20.2	2,1/kmod	
PBWS98Z	4	CSA5,0x40Z	20.2	2,1/kmod	
PBWS100Z	4	CSA5,0x40Z	20.2	2,1/kmod	

*Minimum concrete strengt C12/15

Product capacities - Ø8 Connector screw

Tuotenro	Product capacities - Timber to Concrete - Ø8 Connector screw				
	Fasteners		Characteristic capacities - Timber C24 [kN]		
	On post		R1,k	R2,k	
	Qty	Type			
PBWS45Z	2	SSH8x40	20.2	2,1/kmod	
PBWS48Z	2	SSH8x40	20.2	2,1/kmod	
PBWS70Z	2	SSH8x40	20.2	2,1/kmod	
PBWS73Z	2	SSH8x40	20.2	2,1/kmod	
PBWS90Z	2	SSH8x40	20.2	2,1/kmod	
PBWS98Z	2	SSH8x40	20.2	2,1/kmod	
PBWS100Z	2	SSH8x40	20.2	2,1/kmod	

*Minimum concrete strengt C12/15

PBWS

ZPRO Folded postbase

PBWS

ZPRO Folded postbase

Asennus

Fixing

On timber :

- CNA4.0 ring shank nails,
- CSA5.0 screws,
- Ø8 mm SSH screws,
- Bolts Ø8 mm.

On concrete :

- Chemical resin AT-HP

The distance between the plate and the concrete must be 50 mm maximum.

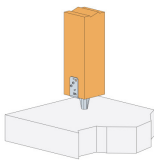
Installation

Upper part :

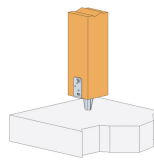
**Place the post in the postbase,
Secure the post base to the post.**

Lower part :

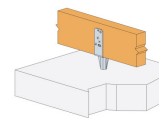
**Secure the post base to the post,
Drill the support vertically, to the recommended diameter and depth,
Position the post and finalize the fixing to the ground using sealing,
The column base can also be embedded in the concrete when the latter is poured.**



PBWS post installation using 4 x CSA connector screws.



PBWS post installation using 2 x SSH hex head screws.



PBWS beam installation

